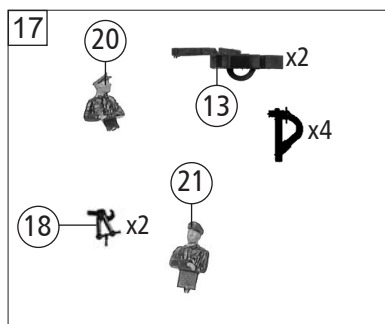
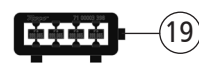

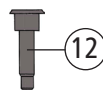
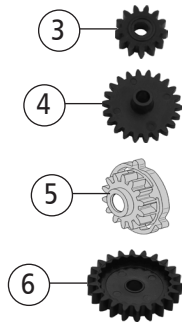
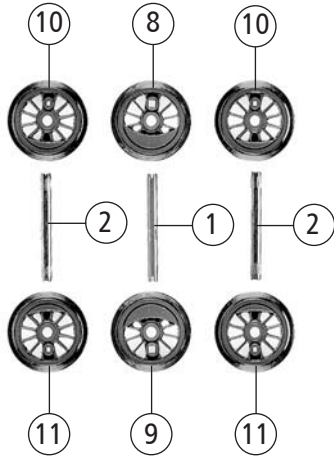


710003	FS	Br 999	=	
711003			=	🔊

Pos. Nr. Pos.no.	Beschreibung Description	Art.-Nr. Art.no.	Preisgruppe Price bracket
1	Kessel kpl. Betr. Nr. 999.003 Boiler compl. loco no. 999.003	151364	31
2	TS - Handrad + Bremsschlauch Part set-Handwheel + brake hose	151366	10
3	Rohrleitung li. + re. Pipes L + R	150661	6
4	Luftkessel Air tank	151365	3
5	Stangenpuffer flach Plug-in buffer, flat	75401600	6
6	Stangenpuffer gewöl. Plug-in buffer, curved	75401700	6
7	REICHSBAHN Lampe vo. REICHSBAHN lamp front	00194804	8
8	Laterne hinten Rear lamp	00194805	8
9	Fenster vorne + hinten Window front+rear	150662	7
10	Lichtleiter Light conductor	150663	5
11	TS - Griffe Part set-Handles	00194012	16
12	Dampfpfeife Steam whistle	00194614	2
13	Lokgrundrahmen Base frame	151367	16
14	Steuerung kpl. m. Kuppelstange Reversing gear compl. w. coupling rod	42401001	31
15	Zylinderblock li.+re. Cylinder block L+R	00434010	12
16	Motor m. Schwungm.+Schnecke KM Motor w. flywheel+wormgear	150666	24
17	Platine kpl. PCB compl.	150667	19
18	LED-Platine LED-PCB	150668	11
19	Lichtleiter hinten Light conductor rear	150669	6
20	Motorauflage+Decoderabdeckung Motor overlay+decoder cover	150670	8
21	Brückenstecker Jumper	133241	10
22	GF-Schraube M2x4 mm GF-Screw	114877	3
23	GF-Schraube + M1,6x4 mm GF-Screw	114850	3
24	SK-Schraube B2,2x13 mm SK-screw	00712513	1
Sound			
25	LED-Platine LED-PCB	150673	11
26	Sounddecoder MS480 Sound decoder	148519	39
27	Lautsprecher Loud speaker	68701100	16

Änderungen in Konstruktion und Ausführung vorbehalten
We reserve the right to change the construction and specification



Pos. Nr. Pos.no.	Beschreibung Description	Art.-Nr. Art.no.	Preisgruppe Price bracket
1	Achse D=1,75 L=20 mm Axle	00524007	5
2	Achse gerändelt D=2 L=20 mm Axle	52401600	2
3	Zahnrad Z=13 Gear	00564121	3
4	Zahnrad Z=22 Gear	00564126	2
5	Zahnrad Z=9 m. Feder Gear w. spring	00564127	3
6	Zahnrad Z=28 Gear	00564187	3
7	Zylinderstift D=2x8 mm Cylinder pin	00730519	2
8	Treibrad links Driving wheel left side	151368	6
9	Treibrad rechts Driving wheel right side	151369	7
10	Kuppelrad links Coupled wheel left side	151370	6
11	Kuppelrad rechts Coupled wheel right side	151371	7
12	Kuppelbolzen lang Long bolt for coupling rods	00730551	2
13	Kurzkupplung - Vorentkupplung Short coupling- pre-uncoupling	115550	6
14	Standardkupplung Standard coupling	89246	6
15	Deichsel Draw bar	151372	6
16	Deckplatte Cover plate	151373	11
17	Zurüstbeutel Bag of accesories	150671	15
18	Kupplungshaken Coupling hook	00194824	2
19	Tafelsatz Set of panels	151374	12
20	Lokführer seitlich Driver	89724	6
21	Heizer/Lokführer Driver	89725	6